



Updating P/L Reports

30 July 2016

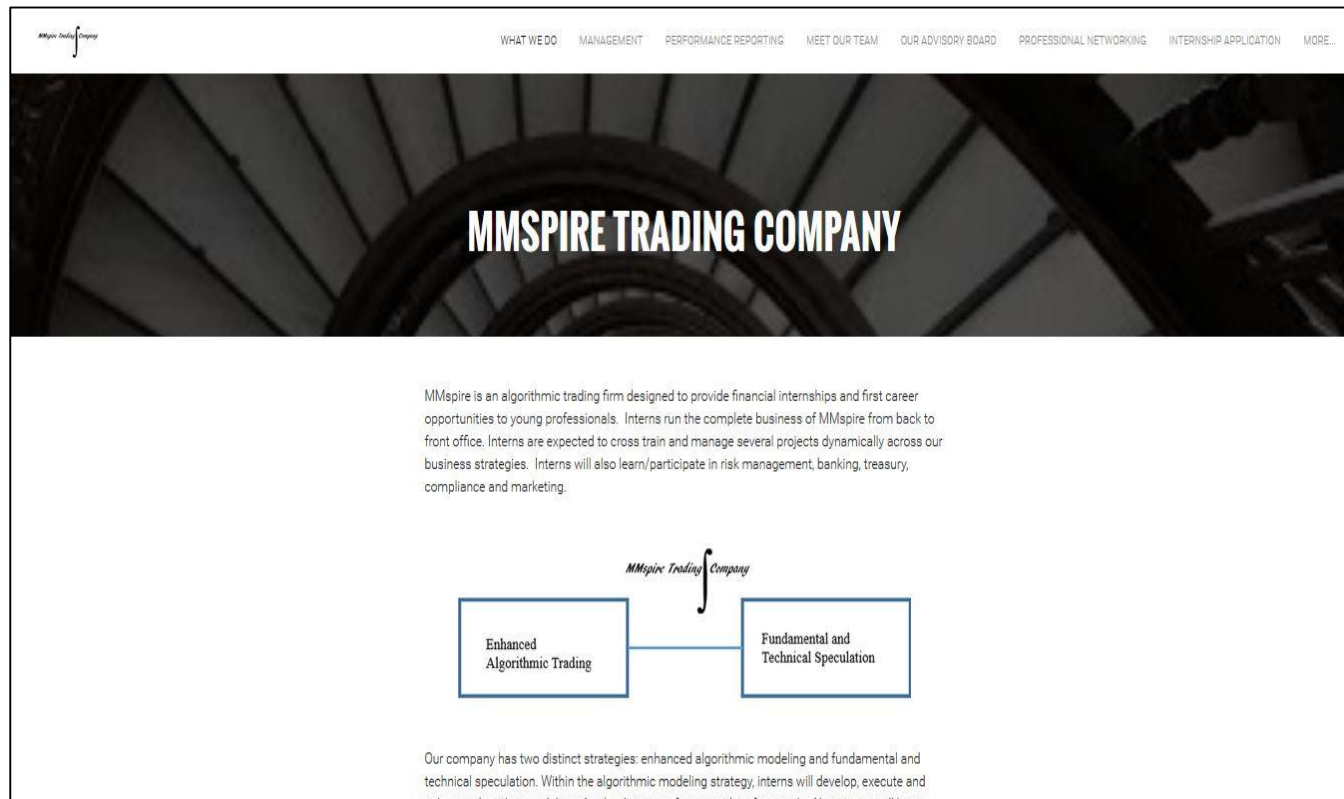
www.mmspiretrading.com

Rights of ownership remain with Professor Leslie K. McNew

Table of Contents

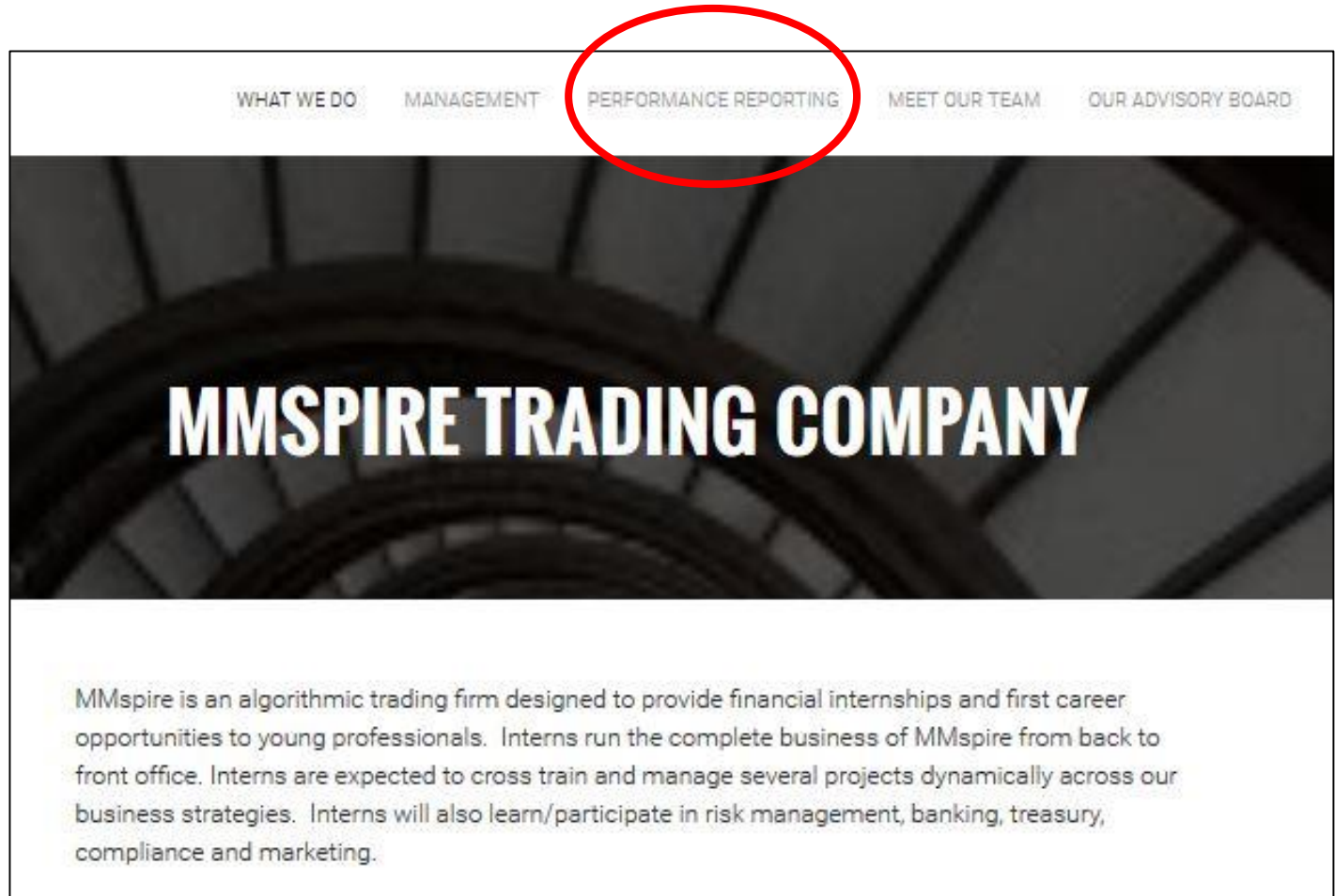
The Importance of A Website	3
Editing Performance Reporting Tab	4
Models to Be Edited	5
Selecting and Uploading an Image/Snip	6
Re-arranging P/L Report Content	7
Dating and Saving Your Work	8

The website of our company is the first opportunity to make an impression. It is crucial that the information we communicate using the internet is professional and accurately reflects our procedures. This means it must be routinely edited in order to remain current.



P/L reports need to be updated every trading day, and Enhanced Trader Returns on every Friday.

To do so, begin by logging into Weebly, selecting Edit Site, and choosing the Performance Reporting tab on the top bar, which is where you will find the necessary content.



Traders are only allowed to trade WITH the trend, lot size total 20,000, daily stop loss of \$75.00 and during the period of approximately 8 am to 11:30 am central time.

Began Trading 6/15/2016

Enhanced Trader Returns Against Model

The fundamental and technical speculation strategy teaches an intern to read the markets, build a viable trading plan, keep a complete trading diary, manage positions and, if possible, trade real money under a firm risk structure. There was no real money traded in speculation to date.


1 2

Cumulative Comparative Returns	Feb	Mar	Apr	May	Jun	Jul	Cumulative Through June	Total Cumulative
Enhanced Trader Returns	13.26%	2.90%	-14.87%	3.06%	7.82%	4.51%	7.82%	12.69%
Model Returns	-2.54%	-0.30%	-7.27%	0.41%	-8.29%	-4.26%	-3.48%	-4.26%


Model Suspension Months

EUR July/August
CHF No suspended months

You will see the Trading Overview and the Enhanced Trader Returns charts within a slideshow.



Underneath these two sections is Trading P/L Report with another slideshow of images.



Elements Apps

BASIC

Title Text

Image Gallery

Bideshow Map

Contact Form Newsletter Form

Button Embed Code

STRUCTURE

Divider Spacer

MEDIA

HD Video Audio

Document YouTube

Flash File

Trading P/L Report

MMSpire trades 3 currency pairs: EUR/USD, GBP/USD, USD/CAD. The report is broken down by currency pair and by trader to analyze performance. These reports are updated regularly, view in slideshow below or access by clicking on individual reports on right.

	Daily P/L	Daily EUR P/L	Daily GBP P/L	Daily CAD P/L	Daily Return on Risk Capital	Daily Win/Loss Ratio	Cumulative P/L	Return on Risk Capital
EnMacco	\$ 3.00	\$ 3.00	\$ -	\$ -	0.39%	1/2	\$ (62.38)	-8.21%
Babinson	\$ (64.22)	\$ 1.30	\$ (44.70)	\$ (23.82)	-8.72%	1/5	\$ 70.60	9.29%
Swanson	\$ 1.30	\$ 1.30	\$ -	\$ -	0.17%	1/1	\$ (141.69)	-18.64%
Team Total	\$ (61.92)	\$ 6.60	\$ (44.70)	\$ (23.82)			\$ (133.47)	-17.56%

Risk Capital

	EUR	GBP	CAD	Total
\$	260.00	300.00	200.00	760.00

Parameters:
Currencies: EUR, GBP, CAD only
Size: 20,000 Maximum
\$ Daily Stop: \$ 75.00
TimeFrame: 8 am - 11:30 am central time Monday - Thursday
Trend Trade: WITH TREND ONLY; as per individual trading plans

MMSpire Trading Team
Enrik E. McIvor
Jessika Marante
TODAY 07/19/16

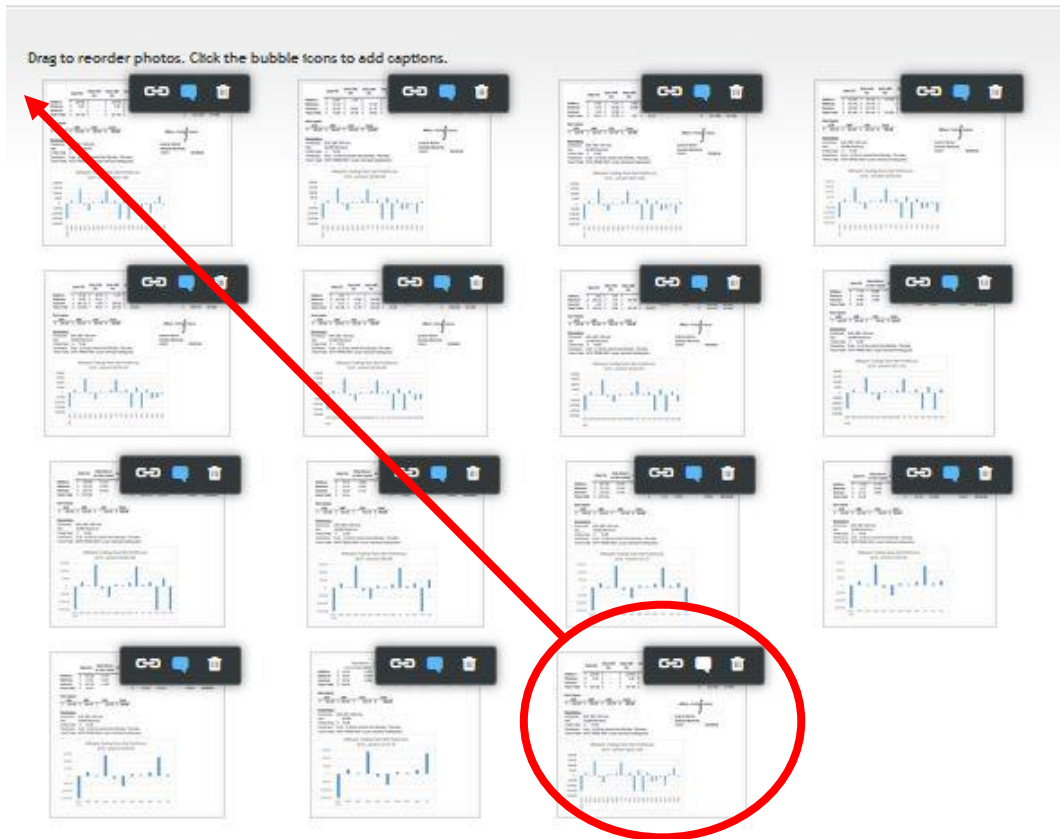
MMSpire Trading Team Net Profit/Loss 6/15 - present \$(133.47)

19 July 2016

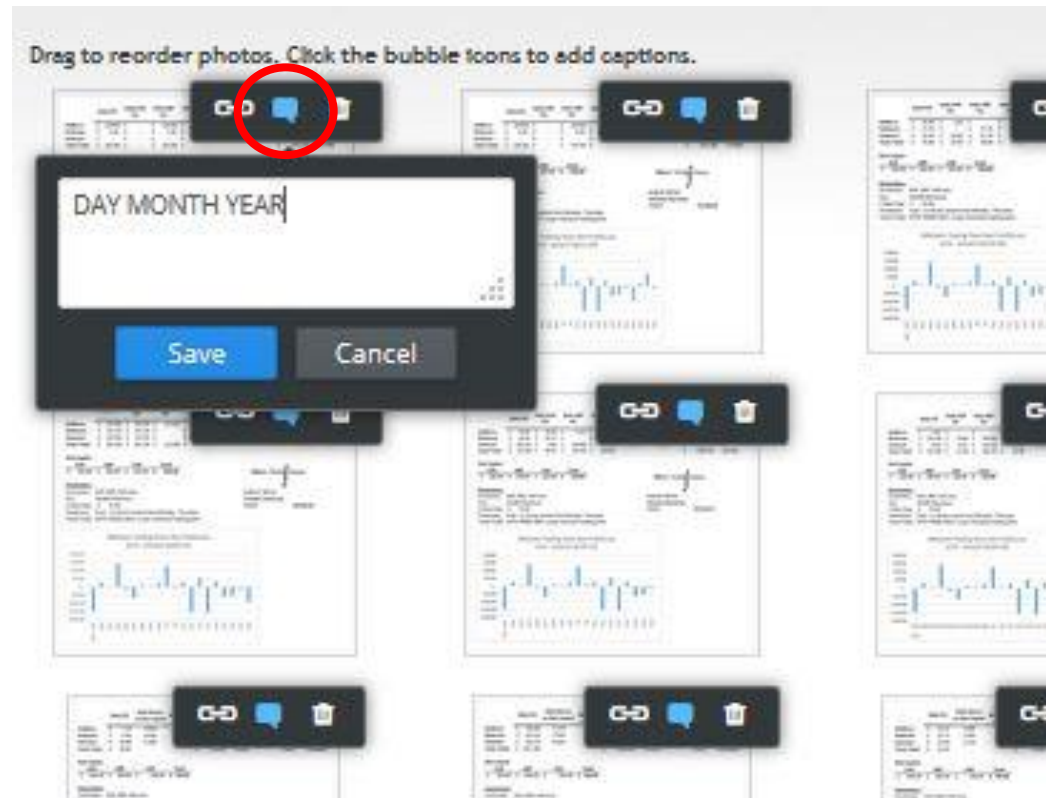
Since the reports need to be in reverse chronological order, you must move the most current upload to the front of the slideshow's pool of photos. To do this, drag and drop the image.

Manage Slideshow Photos

Add Photos Save



After dragging the image/snip of the P/L report, add the date by clicking on the conversation bubble and typing in your text. Arrange the date as follows: 7 July 2016, with no “slashes” or commas.



Click Save on the slideshow and then publish your work to the website. The same procedure can be done for Enhanced Trader Returns or any other images for the slideshows within the website.